











Klip begge figurer ud. Lim løsningen (med stregerne) bag på opgaven. Laminer derefter papiret og klip til.

○	7-tabellen	OP
1 · 7	14	
2 · 7	70	
3 · 7	56	
4 · 7	49	
5 · 7	21	
6 · 7	7	
7 · 7	28	
8 · 7	42	
9 · 7	35	
10 · 7	63	

NED