











Klip begge figurer ud. Lim løsningen (med stregerne) bag på opgaven. Laminér derefter papiret og klip til.

○	7-tabellen	OP
1 · 7	49	
2 · 7	35	
3 · 7	21	
4 · 7	14	
5 · 7	63	
6 · 7	56	
7 · 7	28	
8 · 7	70	
9 · 7	7	
10 · 7	42	

NED