











Klip begge figurer ud. Lim løsningen (med stregerne) bag på opgaven. Laminer derefter papiret og klip til.

○	5-tabellen	OP
1 · 5	50	
2 · 5	15	
3 · 5	35	
4 · 5	45	
5 · 5	30	
6 · 5	10	
7 · 5	20	
8 · 5	40	
9 · 5	5	
10 · 5	25	

NED