











Klip begge figurer ud. Lim løsningen (med stregerne) bag på opgaven. Laminer derefter papiret og klip til.

○	3-tabellen	OP
1 · 3	18	
2 · 3	15	
3 · 3	24	
4 · 3	3	
5 · 3	21	
6 · 3	27	
7 · 3	12	
8 · 3	30	
9 · 3	9	
10 · 3	6	

NED