











Klip begge figurer ud. Lim løsningen (med stregerne) bag på opgaven. Laminer derefter papiret og klip til.

○	2-tabellen	OP
1 · 2	18	
2 · 2	14	
3 · 2	12	
4 · 2	20	
5 · 2	2	
6 · 2	4	
7 · 2	8	
8 · 2	6	
9 · 2	10	
10 · 2	16	

NED