

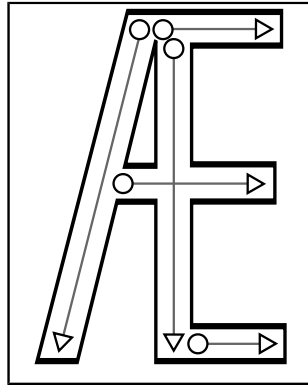
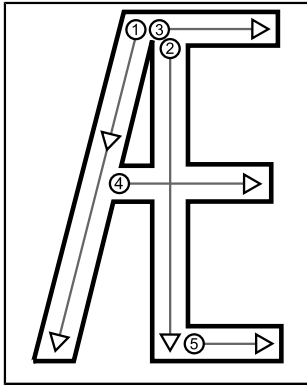





Start i cirklen med nummer 1 - følg derefter pilene:



Skriv bogstavet Æ i skrivehusene:



Farv den figur som starter med Æ:

