

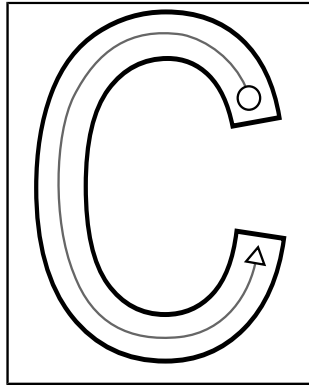
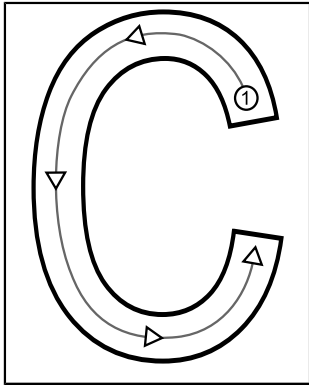




Start i cirklen med nummer 1 - følg derefter pilene:



Skriv bogstavet C i skrivehusene:



Farv den figur som starter med C:

